

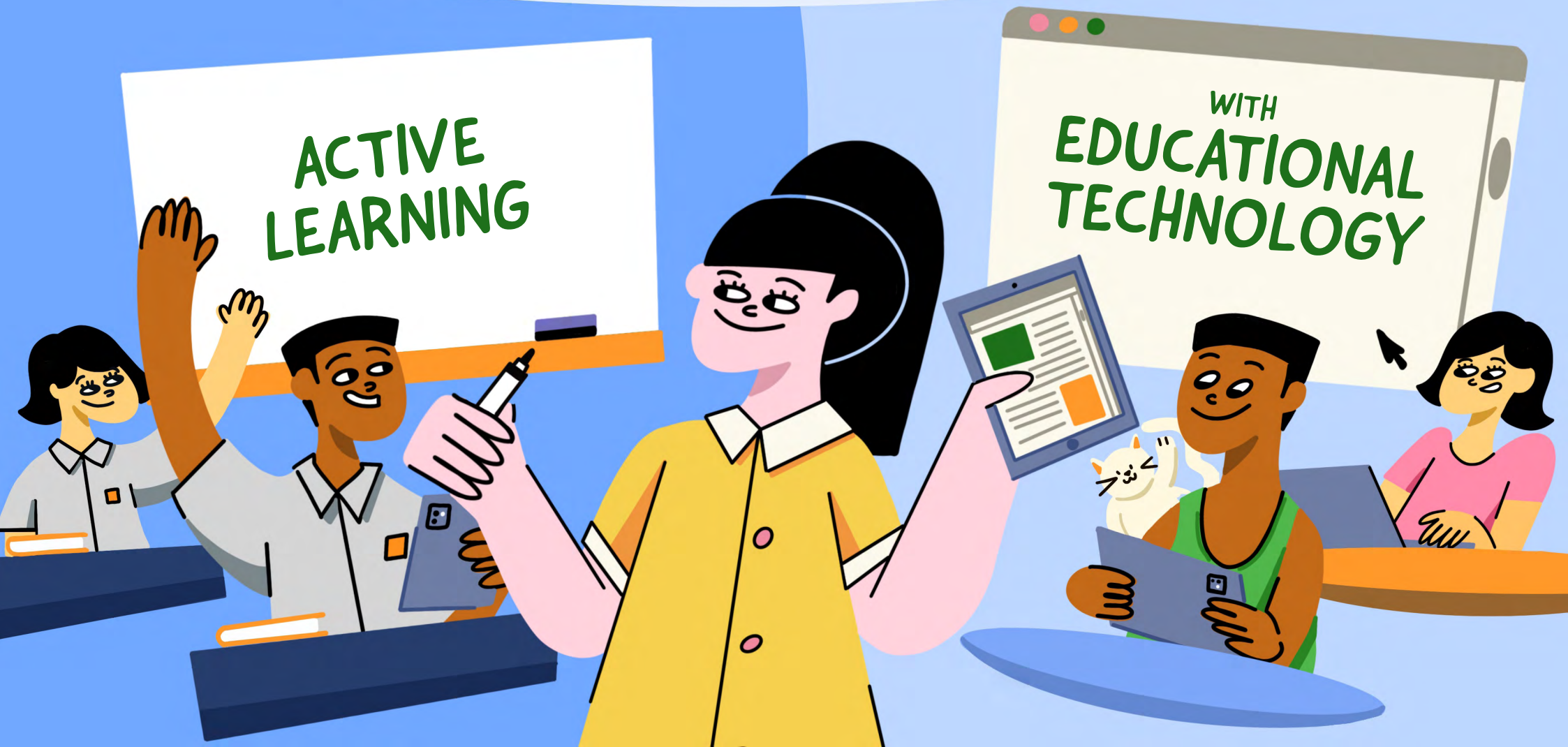
IN THIS ISSUE
Page 2

FACILITATING BLENDED LEARNING
Page 3

FROM THE CLASSROOM
Page 4

FOR THE CLASSROOM
Page 5

LEARNING ON THE GO
Page 6



In This Issue

We look at how educational technology can be used to enhance teaching and learning.

Read on to find out more about:

- designing blended learning experiences
- leveraging technology to promote active learning




Learn more about blended learning by referring to *The Singapore Blended Learning Guide for Educators (CPDD, 2020)*.

Highlights


Re-imagining Learning with Technology

Find out how teachers from Nan Chiau Primary School used a blended learning approach to enhance students' reading comprehension.



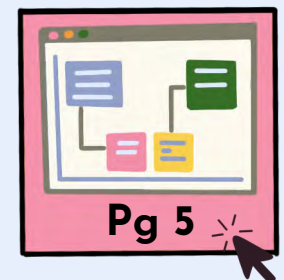
Inquiring into Learning with Technology in EL and Literature Classrooms

Explore how teachers leveraged the affordances of technology in different ways to facilitate active learning.



Designing Blended Learning Experiences for EL Lessons

Learn how to develop a design map and create blended learning experiences for your students.

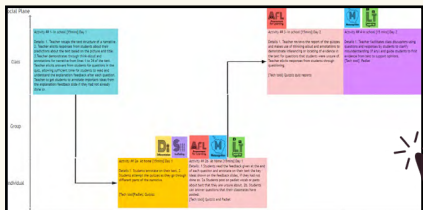


Enhancing Students' Reading Comprehension Through Blended Learning

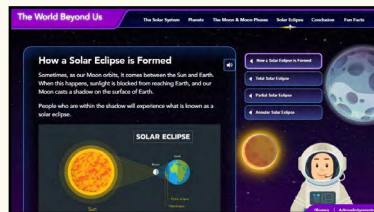
Ms June Ong (SH/ICT), Mdm Haryani Idris and her Primary 4 colleagues at Nan Chiau Primary School wanted to make their reading comprehension lessons more interactive. They re-imagined learning experiences by leveraging educational technology to maximise student-student, teacher-student and student-content interactions. They also engaged their students cognitively and metacognitively for them to take ownership of their learning.



View their presentation at the Teachers' Conference and ExCEL Fest 2023 to find out more!



The teachers used a Design Map to plan the social interactions of learners in a unit of learning.



The teachers used the interactive features in STELLAR digital texts and SLS to support different learning needs.

"Students were more reflective, self-directed and collaborative."

Ms June Ong,
SH/ICT

Mdm Haryani Idris,
P4 Teacher

"I find that doing close reading online is enjoyable. The most interesting part of doing the close reading online is that I can do it at my own time and pace instead of rushing in the classroom. I also enjoyed doing the quizzes. Since I am online, I will post my questions online. However, I will have to wait for my teacher's responses. In the classroom, my questions will be answered instantly. Therefore, if I have any questions, I tend to refer to the text again to confirm my answers or understanding, rather than wait for my teacher to respond."



"I find doing close reading in the classroom to be more fun as you get to ask questions face to face. However, I do enjoy doing the [online] quizzes to check my understanding of the given text. I cannot raise my hand and ask the teacher about the questions on the spot, but I can look at my friends' posts online to see if they can help me with my queries."



*Mouse over the windows to read the teachers' comments.

From the Classroom

Learn how teachers inquired into the affordances of technology to facilitate learning.



[Click here to access this poster.](#)



[Click here to view this presentation.](#)



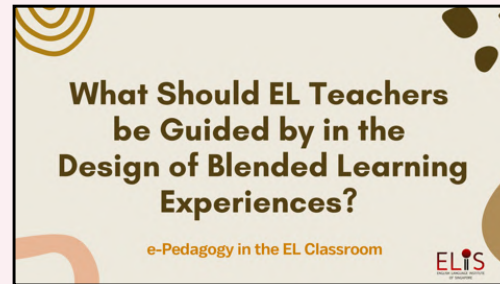
[Click here to view this presentation.](#)

For the Classroom

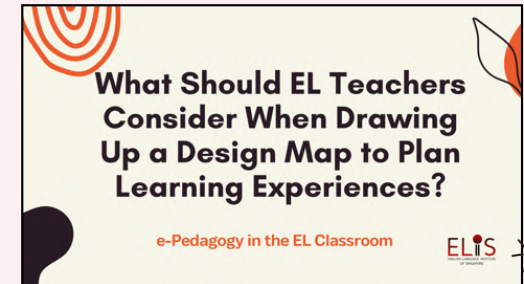
Interested in designing technology-enhanced learning experiences? Check out these resources for guidance and ideas!



Microlearning Units



Designing blended learning experiences?
View this MLU for guidance!



Using a design map to plan EL lessons?
Learn what you need to take into account!

Student Learning Space

Click on these resources to adapt them for use in your lessons.



Establishing a Purpose for Listening (Middle Primary)



Making Predictions Before Listening and Viewing (Upper Secondary)



Applying e-Pedagogy and Blended Learning in the Primary and Secondary English Language Classrooms



Sign up for this course to actively inquire into your practice of harnessing technology effectively to foster active student learning in a blend of in-person and online learning contexts.

Learning on the Go

Want to find out more about using technology for teaching and learning?

Check out these resources!

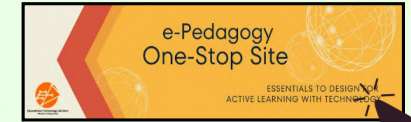


How can you transform speaking and writing tasks using technology? Read this article by Dr Flora Floris and Dr Willy Renandya to find out more.

Log in to READ@Academy to access this article "Unlocking the Potential of SAMR".



How do e-pedagogy practices compare with pedagogical practices that do not involve technology? Read A/P Victor Lim's views on this in "Problematizing e-Pedagogies".



Access the Guide to e-Pedagogy, EdTech Pedagogical Scaffold and subject-specific lesson examples here!

Looking for resources to support EL, Literature and GP learning? Check out these SLS lessons!

EL

See how hybrid texts and gamification features are incorporated into lessons.

LITERATURE

Find out how students can learn about prosody and form.

GP

View this for ideas on how to create a series of lessons grouped thematically.

SgLDC Library

Want more lesson examples?

Check out the Singapore Learning Designers Circle (SgLDC) for lessons shared by teachers for teachers!



We'd love to connect with you!

To view more ELIS resources, click [HERE](#).

Visit us on our website and social media platforms.

